



How to refine your search on SEEK

There are **4 simple ways** to refine your search on SEEK to help find that perfect opportunity.

By adding **AND, OR, NOT** or **" "** to your job search...



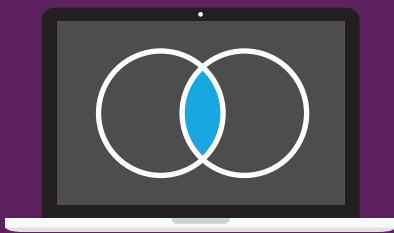
...to your job search you can tailor keywords to **broaden** or **narrow** the number of results shown. Use it to find the **exact role** you're looking for or to **uncover similar jobs** you may have missed.

AND

E.g: Engineer **AND** IBM



Capitals!



WHAT IT DOES:

Narrows the search results

HOW IT WORKS:

Put it between two words and only job opportunities containing those exact two words will appear

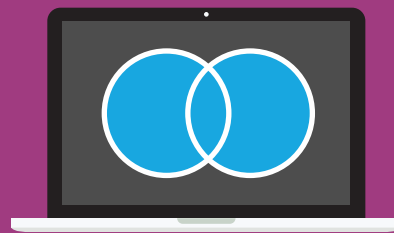
OR

E.g: "Account Manager" **OR** "Sales Representative"



Capitals!

If you're searching for a role or keyword with more than one word, add quotation marks to group them together e.g. "Account Manager" "Sales Representative".



WHAT IT DOES:

Broadens the search results

HOW IT WORKS:


Put it between two words or phrases and you'll get a range of similar or equivalent job opportunities

NOT

E.g: Programmer **NOT** Helpdesk



Capitals!



WHAT IT DOES:

Excludes things you're not searching for

HOW IT WORKS:

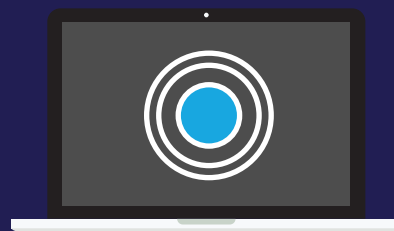
Put it between two phrases and you will get one, but not the other

" "

E.g: "Sales Manager"



Quotation Marks



WHAT IT DOES:

Shows **exactly** what you're searching for

HOW IT WORKS:

Use quotation marks to search for exact words or phrases in a particular order and only job opportunities containing those words will appear

Remember to always type **AND, OR** and **NOT** in **CAPITALS**.